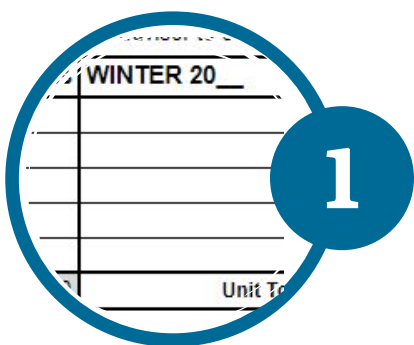


Building Your Academic Plan @UCSD

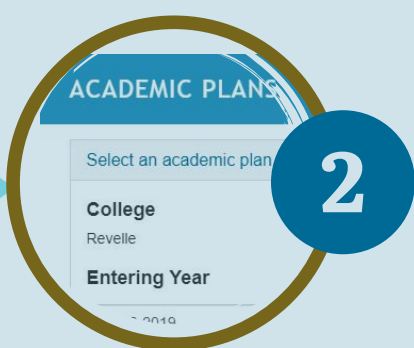
Want to build your quarter-by-quarter plan? We have put together this 5-step guide to get you started on the right track. Need assistance along the way? See your advisors!



Log in to the Degree Planner tool.

Log in to Degree Planner and Create New Plan. You will complete this plan using the information below!

degree-planner.ucsd.edu



Visit Academic Plans

Find quarter-by-quarter templates pre-made for your major on the Academic Plans website. Use this as a guide!


plans.ucsd.edu



Review info in catalog & college/major websites

The catalog provides info on prerequisites so you can sequence your classes. Your College/Major websites may have info on specific class or grad requirements.


ucsd.edu/catalog



Check your degree audit

Your Degree Audit is the University's formal review of your progress towards College and Major requirements. Review what you have completed and what remains.

[Click to Access Degree Audit](#)



Begin your build!

"Cross off" items on the Academic Plan that show up on your Degree Audit.

Use what degree and course requirements remain to build your quarterly schedule on your quarter-by-quarter template.

Cross-reference your sequenced plan with department/college websites and the catalog.



Ask for help

During this process, if you believe there is a discrepancy between the degree audit and your transfer credits, contact your College/major advisors ASAP.

Contact department advisor(s) to verify your major/minor courses planned.

Then, contact your College advisors to confirm your College general education and university requirements are accounted for.

Reach out to your advisors through the Virtual Advising Center.

vac.ucsd.edu